

Countertop Reverse Osmosis System

RO3000 3 Stage Water Filter System

Convenient Portable Design
Ideal for renters

Superior Protection
Efficient 3 stage filtration

5 Year Warranty*
Hand built & factory tested in Australia

The RO3000 3 stage water filter system has been newly configured to improve the filtration efficiency with larger high capacity cartridges of it's 4 stage predecessor. This system removes contaminants that are of concern to the consumer - such as chlorine, dissolved solids, fluoride, bacteria, parasites, viruses, inorganic chemicals, pesticides and heavy metals.

- 💧 Of all methods that purify drinking water for domestic use, the process of reverse osmosis is the most advanced, economical and effective.
- 💧 Most impurities are flushed down the drain rather than collected in the filters.
- 💧 This system is also available with an additional fourth stage Alkaliser Filter - ideal for those looking to reduce acidic toxic waste in the body and thus adhere to a more alkaline state required by most human metabolic processes.



Among the many contaminants removed:

Aluminium	Iron
Barium	Lead
Cadmium	Manganese
Chlorine	Mercury
Chromium	Nitrate
Copper	PCB's
Cryptosporidium	Potassium
e-Coli	Radium
Fluoride	Selenium
Giardia	Sodium
Hydrocarbons	Taste & Odour

Specifications

Item Code	IT003000
Output @60 Psi 25°C	approx. 300 litres p/day
Dimensions (cm)	34(W) x 17(H) x 16(D)
Micron Rating	0.0005 micron
Warranty	5 years*



Quick Change cartridges

Ensures a simple, hygienic, no mess means of system maintenance.



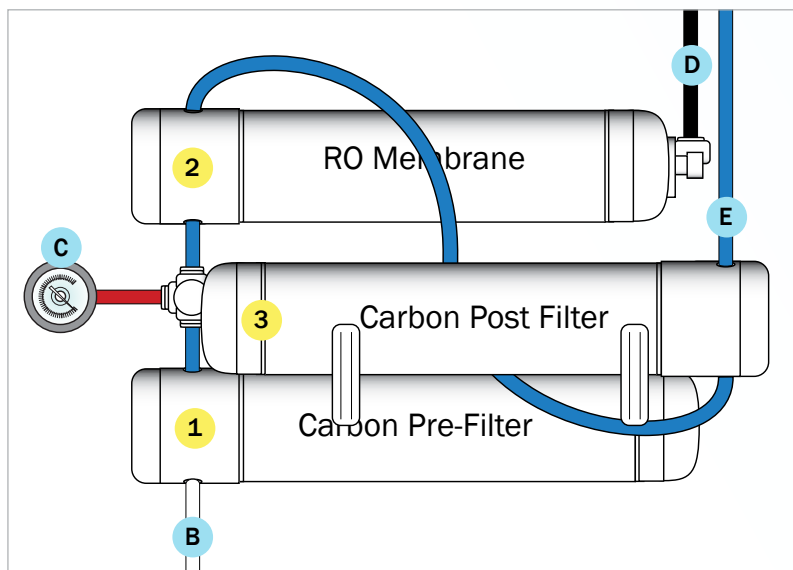
No mains plumbing required

Simply attaches to your existing kitchen faucet/aerator using the included fittings.

For more information go to www.watershop.com.au

RO3000 Countertop Reverse Osmosis System

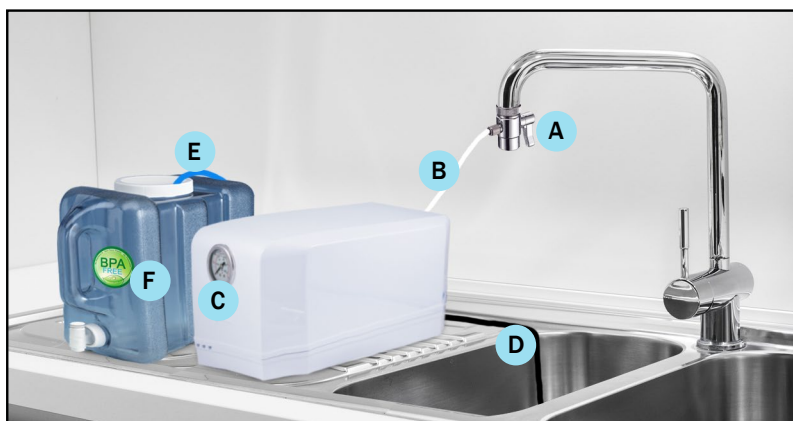
Filtration Process Diagram 1



Labelled Components

- 1 Carbon Pre-Filter** *Made in USA*
Removes particulate matter, chlorine and other organic pollutants for membrane protection.
 - 2 Ultrafine TFC RO Membrane** *Made in USA*
Screens to 0.0005 micron, filtering viruses, bacteria and parasites. Repels heavy metals and removes fluoride and hydrocarbons.
 - 3 Carbon Post-Filter** *Made in USA*
Polishing filter results in great tasting, pure water.
- A Diverter**
Connects the kitchen faucet to the white tube.
- B 1/4" White Tube** **FOOD GRADE**
Connects the diverter to the filter system.
- C Pressure Gauge**
Indicates incoming water pressure and condition of pre-filter.
- D 1/4" Black Tube** **FOOD GRADE**
Feeds waste water to the drain.
- E 1/4" Blue Tube** **FOOD GRADE**
Feeds pure water to the storage container.
- F Storage Container** **BPA FREE**
Available as an optional extra.

Countertop Setup Diagram 2

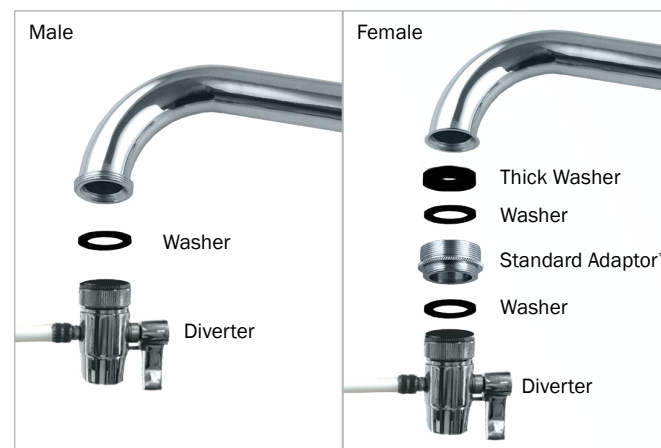


Installation Instructions

This system is for use on a microbiologically safe, cold water line only.

1. Find a convenient countertop location to place the filter system in reach of your faucet.
2. Unscrew the existing aerator from your faucet.
3. Referring to Diagram 3 - an external thread indicates a male fitting, while an interior thread indicates a female fitting. With a male fitting, simply screw on the Diverter. With a female fitting, first screw on the Standard Adaptor provided, then screw on the Diverter.
4. Flush the system for a few minutes before use, this will remove their non-toxic carbon fines and oxygen (air bubbles) from the new cartridges.

Faucet Fittings Diagram 3



*We stock a range of adaptors if the standard adaptor does not fit.



A Maintenance Guide is available for the RO3000
Visit www.watershop.com.au/RO3000



North Shore Showroom
425 Miller Street, Cammeray NSW 2062

Inner West Showroom
342-350 Parramatta Road, Stanmore NSW 2048

02 9458 1111 sales@watershop.com.au www.watershop.com.au